




LAND FOR LEASE

15751 Manchester Rd | Ellisville, Missouri 63011
0.81 Acre | Ground Lease Rate: \$70,000/year

2023 DEMOGRAPHICS
1 Mile | 3 Miles | 5 Miles


Population
7,956 | 72,165 | 145,509


Daytime Population
6,849 | 39,256 | 95,914


Median Household Income
\$110,867 | \$132,006 | \$133,451

PROPERTY DETAILS

Full access Ground Lease in Ellisville
Utilities to site
Excellent visibility to high traffic volume
Manchester Road - 40,321 VPD
Clarkson Road - 37,948 VPD

Evan Barnett
314.785.7678
ebarnett@paceproperties.com

Patrick Willett
314.785.7631
pwillett@paceproperties.com

Trade Area Aerial

UPDATED 03/11/2022



PACE
 PROPERTIES
 ELLISVILLE | BALLWIN | MANCHESTER, MISSOURI
 Google

PACEPROPERTIES.COM | 314.968.9898

1401 South Brentwood Boulevard, Suite 900 | St. Louis, Missouri 63144

The information contained herein is not warranted, although it has been obtained from the owner/landlord of the subject property or from other sources that Pace Properties, Inc. deems reliable, and is subject to change without notice. Owner/landlord and Pace Properties, Inc. make no representations as to the environmental condition of the subject property and recommend tenant's independent investigation.